

CreativeCastle.com

Beads with ♥ from our house to yours! ©

2321 Michael Drive
Newbury Park, CA 91320-3233
877 Beads4U (877-232-3748)
Phone: 805-499-1377
Fax: 805-499-7923
E-mail: ctripp@creativecastle.com

Newsletter
Sprummer '20
(Spring-Summer)



Store Hours

Tue - Sat 10 - 6pm
Sunday 12 - 5pm
Monday Closed



Dear Beading friends,
Happy Sprummer! As I write this, we are in the midst of a national health emergency. I hope and pray we all stay well. I was reading an article earlier this week about 2 hormones, cortisol and oxytocin. Cortisol is the hormone that helps us to act when we sense danger, however it also increases when we worry and are stressed; too much cortisol is not good for us. The other hormone, oxytocin, is the love, bonding, connecting hormone. We can increase this one by our activities-doing things we like/love with people we like/love, like beading and beading with a friend. We still are hosting BATC on the second and fourth Tuesdays each month and there have been other special days added throughout Sprummer. My point in all this is, by doing activities we enjoy with people we like, our oxytocin levels will increase which will cause our cortisol levels to decrease. These hormones work in opposition to one another. I have a customer who told me she has a strip of peyote beadwork that she works on for about 15-20 minutes when she gets home from work. It will not "grow up to be anything" but it is a great stress reliever for her and in her favorite colors makes her happy.

Our annual 4th of July sale will be on Saturday, July 4th from 8 a.m.-noon. If you arrive between 8 and 8:30 a.m. you will receive a ticket for 40% off your purchase; arrive between 8:30 and 9 a.m., receive a ticket for 30% off your purchase, arrive between 9 and 10 a.m. receive a ticket for 25% off your purchase and if you arrive after 10 a.m. you will receive 20% off your purchase. Key tags will not be used during this sale and consignment items and merchandise "on hold" are not included.

I want to wish all the Sprummer babies a very Happy Birthday. Remember to come in during the month of your birthday to receive 20% off one shopping trip to Creative Castle and we will punch your key tag for the amount of your purchase and if you fill up your card, you can redeem it during this shopping spree!

Please be sure to check the Events page of our website. There you will find up to the minute information about trunk shows and special events that we are hosting. If you want to be on our email list please let me know either via an email to me (ctripp@creativecastle.com) or signing up on our list the next time you are in the store.

Please let us know if there is any beading need you have; we would like the opportunity to help. It is our goal to provide you with not only wonderful merchandise but also a fabulous environment in which to discover it, as well as an extraordinary shopping experience.

Happy beading,

♥ Carole



Quote:

"We are all here to contribute something unique.
Deep within each of us lies a special gift."
- Anthony Robbins

Events

Come visit and see our wonderful Trunk Shows and events!

Isabella Lam Trunk Show - June 12-14
Julie Haymaker Trunk Show - June 26-28
SPECIAL SALE EVENT - JULY 4th 8:00am - NOON
Cliff Swain-Salomon Trunk Show - July 10-12
Nancy Cain Trunk Show - July 16-19
Betty Stephan Trunk Show - July 24-26
Maggie Meister Trunk Show - July 31-Aug 2
Kinga Nichols Trunk Show - Aug 13-16
Freckled Pear Trunk Show - Aug 28-30

(All trunk shows during regular store hours.)

Our Sprummer Teachers:

Betty Stephan
Cliff Swain-Salomon
Franklin Martin
Marlene McCall
Julie Haymaker
Maggie Meister
Jo Ellen Lee
Isabella Lam
Corinne Loomer
Liz Smith
Linda Kavalsky
Freckled Pear
Nancy Cain
Kinga Nichols
Carole Tripp

Inside this issue:
May
June
July
August
Techniques...Classes
and MORE!

May

Carole Tripp

Loom Beading



Learn to warp a small loom, weave and finish off a bracelet. Various ways of finishing will be discussed.

Sat 5/3 (12:30-4:30)
\$35.00 + supplies
Prerequisites: None
Skill Level: Beginner
Technique: Loom

Peyote Bead Bracelet



Learn the basics of even count flat peyote while making these peyote tube beads. Learn how to read a graph, as well as how to assemble their beaded beads into a bracelet or necklace.

Wed 5/13 (10-1) OR (6-9)
\$25.00 + supplies
Prerequisites: None
Skill Level: All Skill Levels
Technique: Flat Even Count Peyote

Corinne Loomer

Bead Embroidery Independent Study



Learn to stay focused, work independently, plan your creation, organize your ideas and make them a reality. Every month we'll discuss various topics about Bead Embroidery.

Learn to stay focused, work

Tue 5/5 (11-3)
AND
Tue 6/2 (11-3)
AND
Tue 7/7 (11-3)
AND
Tue 8/4 (11-3)

\$150.00 for series + supplies
OR
\$50.00 per class + supplies
Prerequisites: Peyote
Skill Level: All skill levels
Technique: Peyote, Bead Embroidery

Jo Ellen Lee

Traditional Knotting with a Contemporary Twist




Sat 5/23 (1-4)
\$30.00 + supplies
Prerequisites: None
Skill Level: All Skill Levels
Technique: Knotting

Learn to knot a strand of pearls like a professional. It doesn't have to be just your mother's pearls; add crystals, gemstones or glass beads, to make a truly fantastic piece!

Franklin Martin

Take both classes for \$165.00

Harley Quinn



Using Contemporary Geometric Beadwork techniques make this stunning Rick Rack bracelet with pearl embellishment. The pearl edging peaks out of a pocket made with layers of cylindrical beads. Students will learn Podcasting and Elegant Guide Round to add to their architectural beadwork pieces.

Sat 5/16 (10-5)
\$85.00 + supplies
Prerequisites: Peyote, Square Stitch
Skill Level: Intermediate/Advanced
Technique: Peyote, Square Stitch, Elegant Guide Round

Sun Spinner



A fun new take on peyote stars. You can make this Sun Spinner as an ornament or use it as a top! The marble in the middle actually makes this spin! It a great way to use up stash Delicas to make a fun new geometric shape.

Sun 5/17 (10-5)
\$85.00 + supplies
Prerequisites: Peyote, 2 Drop Peyote
Skill Level: Intermediate
Technique: Peyote, 2 Drop Peyote

Technique Classes

Registration:



Beading Basics with Marlene McCall

Beading Basics I
Sat 5/9 (1-4) OR
Thu 5/21 (6-9) OR
Thu 6/4 (6-9) OR
Thu 7/9 (6-9) OR
Wed 7/22 (1-4) OR
Thu 8/6 (6-9) OR
Thu 8/20 (6-9)
\$30.00
supplies included
Prerequisites: None
Skill Level: Beginner

Learn the basics of stringing AND basic wire-wrap techniques. Supplies, findings and tools are discussed. Learn the basics of stringing using various materials and to work with wire to combine it with chain and beads.

Beading Basics II
Thu 6/18 (6-9)
\$30.00 + supplies
Prerequisites: Beading Basics I
Skill Level: Advanced Beginner

Know the basics but want to make professional looking pieces? Need some information on French wire, cones, crimp covers, wrapping briolettes, bead tips, wiring leather cord and making decorative spirals? Learn these, plus a discussion on finishing your problem pieces.

Private Lessons

\$25.00 per hour
2 hour minimum
Take private lessons on any of the basic classes, get help with a class project.

Schedule one of our experienced bead artisans to assist you for a successful project outcome.

- Registration by phone or in person.
 - Pre-registration and payment in full at time of registration is required for all classes and workshops. Classes will cancel if not full and a refund given.
 - 3 weeks notice of cancellation prior to the first class taught by a guest instructor is required. A guest instructor is anyone not employed by Creative Castle. Credit will be given toward a future class if the space can be filled. Instructions will be available to the student if the space cannot be filled.
 - 72 hours notice of cancellation prior to other classes is required to receive credit toward a future class.
 - Cancellations after 72 hour notice for other classes will receive credit for 1/2 class fee toward a future class.
 - No show = no credit. Instructions from the class will be available.
- Beadiquette®:**
- Please be mindful of instructors and fellow students by refraining from wearing fragrances to class, as participants with allergies and asthma could be affected.
 - Please mute cell phone volume during class, and excuse yourself from the classroom when responding to or initiating cell calls.
 - Please remember the class is a learning environment as well as a social time. Loud talking can be distracting and disruptive to your fellow students.

Seed Bead Series with Carole Tripp

Prerequisites: None Skill Level: All Skill Levels
(for each of the below Seed Bead Series classes except where noted)

Loom Beading



Sat 5/3 (12:30-4:30)
\$35.00 + supplies

Technique: Loom

Learn to warp a small loom, weave and finish off a bracelet. Various ways of finishing will be discussed.

Peyote Bead Bracelet




Wed 5/13 (10-1) OR (6-9)
\$25.00 + supplies

Technique: Herringbone

Learn the basics of even count flat peyote while making peyote tube beads. Learn how to read a graph, and how to assemble beaded beads into a finished piece.

Square Stitch Bracelet



Wed 6/17 (10-1) OR (6-9)
\$25.00 + supplies

Technique: Square Stitch

Learn square stitch while crafting this bracelet. Also, learn about patterns and bracelets.

RAW Embellished Bracelet



Wed 6/24 (10-1) OR (6-9)
\$25.00 + supplies

Technique: RAW

Learn right angle weave while crafting this bracelet. The abbreviation for right angle weave is RAW.

Herringbone Bracelet



Wed 7/1 (10-1) OR (6-9)
\$25.00 + supplies

Technique: Herringbone

Learn tubular herringbone also known as N'debele while making this fashionable bracelet.

CRAW Bracelet



Wed 8/19 (10-1) OR (6-9)
\$25.00 + supplies

Technique: CRAW

Learn the basics of CRAW while making a bracelet. The abbreviation for Cubic right angle weave is CRAW.

Isabella Lam

Take 2 classes for \$185.00 + Take 3 classes for \$275.00

Mirage



Fri 6/12 (10-5)
\$95.00 + supplies
+ Kit \$75.00

Prerequisites: Basic Bead Weaving Skills
Skill Level: Intermediate
Technique: Cinch Stitch, Unique Bezelling Techniques

Explore new ways to create beaded CINCH embellished necklace ropes that are attached to a beautiful beaded center dazzle. Isabella guides you through several different techniques based on the Cinch stitch to create this beautiful and opulent necklace. Learn how to embellish necklace rope necklace using, CINCH Stitch in my unique technique. This is a great class to build on your existing bead-weaving skills and add new features into your work.

Loreean



Sat 6/13 (10-5)
\$95.00 + supplies
+ Kit \$155.00

Prerequisites: Basic Beading
Skill Level: Intermediate
Technique: Basic Beading Techniques with a Twist

Create the LOREEAN Necklace by exploring new ways to create beaded bezels for a Swarovski round Rivoli that are attached to a beautiful beaded necklace. Isabella will guide you through several different techniques based on various stitches to create this beautiful and perfect opulent necklace. Learn how to bezel and embellish this Swarovski Rivoli using, basic beading technique with a unique twist. This is a great class to build on your existing bead-weaving skills and add new features into your work.

Angels Whisper



Sun 6/14 (10-5)
\$95.00 + supplies
+ Kit \$115.00

Prerequisites: Peyote
Skill Level: Intermediate
Technique: Peyote, Unique Bezelling Techniques

Create the Angels Whisper Necklace by exploring new ways to create beaded bezels for a Swarovski round Rivoli that are attached to a beautiful beaded necklace. Isabella guides you through several different techniques to create this beautiful and opulent necklace. Learn how to bezel and embellish this Swarovski Rivoli using, peyote stitch, and my unique technique. This is a great class to build on your existing bead-weaving skills and add new features into your work.

Corinne Loomer

Bead Embroidery Independent Study



Tue 5/5 (11-3) AND
Tue 6/2 (11-3) AND
Tue 7/7 (11-3) AND
Tue 8/4 (11-3)

\$150.00 for series + supplies
OR
\$50.00 per class + supplies

Prerequisites: Peyote
Skill Level: All skill levels
Technique: Peyote, Bead Embroidery

In this independent study course learn to stay focused, work independently, plan your creation, organize your ideas and make them a reality. Discuss various topics about Bead Embroidery monthly.

Isabella Lam Trunk Show

June 12-14 (during regular store hours)

Marlene McCall

Beading Basics II



Thu 7/18 (6-9)
\$30.00 + supplies

Prerequisites: Beading Basics I
Skill Level: Advanced Beginner
Technique: Beading and Wire Work

Learn the basics of French wire, cones, crimp covers, wrapping briolettes, bead tips, wiring leather cord and making decorative spirals.

Julie Haymaker Trunk Show

June 26-28 (during regular store hours)

Carole Tripp

Square Stitch Bracelet



Wed 6/17 (10-1) OR (6-9)
\$25.00 + supplies

Prerequisites: None
Skill Level: Beginner
Technique: Square Stitch

Learn the basics of this off loom stitch while making a bracelet. Square stitch has the look of loom work without those pesky warps. Students will learn how to attach a clasp.

RAW Embellished Bracelet



Wed 6/24 (10-1) OR (6-9)
\$25.00 + supplies

Prerequisites: Needle & Thread Handling Experience, RAW helpful
Skill Level: All Skill Levels
Technique: RAW

Learn right angle weave while crafting this bracelet. The abbreviation for right angle weave is RAW.

Julie Haymaker

Take 2 six hour classes for \$185.00

Take 1 five and 1 six hour class for \$170.00 + Take 3 classes for \$260.00

After the Rain



Fri 6/26 (10-4)
\$80.00 + \$65 Kit

Prerequisites: None
Skill Level: All Skill Levels
Technique: Molding and Forming Shrink Plastic

Using Shrink plastic and colored pencils, students will form a whimsical cabochon using the SHRINKETS molds. Mount the cabochon on a flat formed Shrink plastic medallion with hand strung beading. Shrink plastic flowers and leaves will adorn the top and bottom. A unique shrink plastic bail will hold your creation on a leather cord.

Iron Butterfly



Sat 6/27 (10-5)
\$95.00 + \$70 Kit

Prerequisites: Basic Wire, Flexibility in Hands to Work With Wire
Skill Level: All Skill Levels
Technique: Molding Shrink Plastic, Wire Forming

Students will form a bronze wire wrapped body that will be the base of our butterfly's body. Students will create wings using shrink plastic and design on them with inks, stamps and stencils. The cabochon face is formed using paper clay, tiny real pin head eyes and painted features, then sealed. The wings and cabochon head will be attached to the wire body using cold connections. A chain is added to complete the necklace.

Heart Attack



Sun 6/28 (10-5)
\$95.00 + \$70 Kit

Prerequisites: Basic Wire
Skill Level: All Skill Levels
Technique: Molding Shrink Plastic

Students will create whimsical patterns on shrink plastic hearts and bead shapes using colored pencils. These will be formed using the SHRINKETS fluted spacer bead molds and hand forming. 8 wire wrapped dangles will be created using the molded beads and all will be added to a chain bracelet which also includes 8 pre wrapped beaded dangles in the kit.

July

Corinne Loomer

Bead Embroidery Independent Study



**Tue 5/5 (11-3) AND
Tue 6/2 (11-3) AND
Tue 7/7 (11-3) AND
Tue 8/4 (11-3)**

**\$150.00 for series + supplies
OR
\$50.00 per class + supplies**
**Prerequisites: Peyote
Skill Level:
All skill levels
Technique: Peyote,
Bead Embroidery**

In this independent study course learn to stay focused, work independently, plan your creation, organize your ideas and make them a reality. Every month we'll discuss various topics about Bead Embroidery.

4th of July

Special

Sale Event

Sat 7/4
Open 8am til noon

Carole Tripp

Herringbone Bracelet



**Wed 7/1 (10-1) OR (6-9)
\$25.00 + supplies**

**Prerequisites: Peyote
Skill Level: All Skill Levels
Technique: Herringbone**

Learn tubular herringbone also known as N'debele while making this fashionable bracelet.

Cliff Swain-Salomon Trunk Show

July 10-12 (during regular store hours)

Nancy Cain Trunk Show

July 16-19 (during regular store hours)

Betty Stephan Trunk Show

July 24-26 (during regular store hours)

Cliff Swain-Salomon

Take 2 classes for \$185.00
Take 3 classes for \$275.00

Ancre au Soleil Bracelet



**Fri 7/10 (10-5)
\$95.00 + supplies**

**Prerequisites:
CRAW Peyote
Skill Level: Advanced
Technique:
CRAW Peyote,
Embellishment Stitches**

This bracelet is based on an old nautical anchor chain and an Hérmes piece of jewelry. It is embellished with over 2 gross of Swarovski crystals, over 150 Swarovski pearls and precious metal plated seed beads.

Caught in a Web Necklace



**Sat 7/11 (10-5)
\$95.00 + supplies**

**Prerequisites: CRAW, Peyote
Skill Level: Advanced
Technique: CRAW Peyote,
PRAW Netting, Branch Fringe**

This necklace uses new Mystic Swarovski Crystals, mixing in dichroic beads, and clear beads that help create the illusion that the crystals are floating. Each frame is encrusted with faceted round 2mm Swarovski crystals and the neck rope has snake-patterned Czech firepolish beads and Swarovski pearls.

California Poppy Earrings



**Sun 7/12 (10-5)
\$95.00 + supplies**

**Prerequisites:
Peyote, Herringbone, RAW
Skill Level: Intermediate
Technique: Peyote,
Herringbone, RAW,
Branch Fringe**

Learn to make these California Poppy earrings. The combination of Matsuno and Miyuki beads give each petal its signature, subtle shapes and luscious glow. The flowers can be beaded to be more open or more bud-like, and the twisting stem adds a bit of artistic flair and grace to the overall piece.

Nancy Cain

Take both classes for \$465.00

Mystery Class



**Thu 7/16 (10-5)
\$95.00 + supplies**

**Prerequisites: Peyote
Skill Level:
All Skill Levels**

Technique: Sculptural Peyote

Create a new project with Nancy.

Master Class Engineering Vessels



This class is an in-depth exploration and study of techniques within peyote stitch, including the math and physics behind this stitch. Design and create your unique hollow Dream Vessel pendant or objet d'art utilizing flat, tubular and circular peyote. This master class will give you the tools to design virtually any three-dimensional shape you desire. Each student receives an in-depth reference notebook that defines and illustrates various techniques of peyote stitch as well as complete instructions for Nancy's Dream Vessel.

**Fri 7/17 (10-5) AND Sat 7/18 (10-5) AND Sun 7/19 (10-5)
\$375.00 + supplies**

**Prerequisites:
Peyote: Flat, Circular, Tubular Odd & Even Count
Skill Level: Advanced**

Technique: Peyote, Netting, Embellishment

Betty Stephan

Take 2 classes ~ \$185 ♦ Take 3 classes ~ \$275

Nightingale Necklace



**Fri 7/24 (10-5)
\$95.00 + supplies
(kit available for \$95.00)**
**Prerequisites: Tubular Peyote
Skill Level: Intermediate
Technique: Bead Embroidery,
Bead Weaving**

Learn to bezel a rivoli with bead embroidery, dimensional techniques and combining bead weaving and embroidery. The neck chain is a variation of herringbone using Super duos, seed beads and crystals.

Gaia



**Sat 7/25 (10-5)
\$95.00 + supplies
(kit available for \$110.00)**
**Prerequisites: Some
Beadweaving Experience,
Tubular Peyote
Skill Level: Intermediate
Technique: Bead Embroidery**

Learn two different techniques for cabochon bezeling. Create a spiral that is reflected in the various stitches surrounding the cabochons. Learn an unusual fringe technique. Discuss how to make a fringe that hangs correctly from a pointed component.

Ariana



**Sun 7/26 (10-5)
\$95.00 + supplies
(kit available for \$70.00)**
**Prerequisites: Some
Beadweaving Experience,
Tubular Peyote
Skill Level: Intermediate
Technique: Bead Embroidery**

Learn about attaching and embellishing metal filigree to bead embroidery with some different interesting stitches. The neck chain is woven in a variation of the square stitch with larger beads.

Jo Ellen Lee

Traditional Knotting with a Contemporary Twist



Learn to knot a strand of pearls like a professional, make a double strand, or extended length necklace. It doesn't have to be just your mother's pearls, give it spunk, sparkle, and texture! Add crystals, gemstones or glass beads, to make a fantastic piece!

**Thu 7/23 (6-9)
\$30.00 + supplies**
**Prerequisites: None
Skill Level:
All Skill Levels
Technique: Knotting**

Maggie Meister

Galla Placido



**Fri 7/31 (10-5)
\$95.00 + supplies**

See August page for description.

Maggie Meister

Take 2 classes for \$185.00
Take all 3 classes for \$275.00

Galla Placido

Fri 7/31 (10-5)
\$95.00 + supplies



Prerequisites: Tubular and Circular Peyote, RAW
Skill Level: Intermediate/Advanced
Technique: Tubular and Circular Peyote, Flat Double RAW

Create this design inspired by the ceiling mosaics in the Mausoleum of Galla Placidia in Ravenna, Italy. Build a single clasp, or wider option for those of us who like "big" jewelry.

Il Segreto

Sat 8/1 (10-5) 95.00 + supplies



Prerequisites: Peyote, CRAW
Skill Level: Intermediate/Advanced
Technique: Peyote, CRAW

Learn to bezel a square cubic zirconia into a frame and then build off of the stone with Cubic RAW and peyote. Create a reversible locket and earrings.

Famese Cuff

Sun 8/2 (10-5)
\$95.00 + supplies



Prerequisites: Circular Peyote, RAW
Skill Level: Intermediate/Advanced
Technique: Circular Peyote, RAW

This Renaissance inspiration, is an adaptation and expansion of a previous project. The medallion is made with a variation of RAW and circular peyote. Create the cuff using a variety of beads in RAW.

Maggie Meister Trunk Show

Jul 31-Aug 2 (during regular store hours)

Corinne Loomer

Bead Embroidery Independent Study

Tue 5/5 (11-3) AND
Tue 6/2 (11-3) AND
Tue 7/7 (11-3) AND
Tue 8/4 (11-3)



Learn to stay focused, work independently, plan your creation, organize your ideas and make them a reality. Every month we'll discuss various topics about Bead Embroidery.

\$150.00 for series + supplies

OR

\$50.00 per class + supplies

Prerequisites: Peyote
Skill Level: All skill levels
Technique: Peyote, Bead Embroidery

Kinga Nichols Trunk Show

Aug 13-16 (during regular store hours)

Kinga Nichols

Take 2 days for \$185.00
Take 3 days for \$275.00
Take all 4 days for \$360.00

Carpe Diem Bracelet



Thu 8/13 (10-5)
\$95.00 + supplies
+ Kit available for \$105.00

Prerequisites: Bead Embroidery
Skill Level: Intermediate
Technique: Bead Embroidery

Embroider this bracelet with a cool draw string silk cord to fit

almost any wrist. The subdued purple and cream palette with the mother of pearl focal offers great texture and lush berry-like color.

Sissi Necklace



Sat 8/15 (10-5)
\$95.00 + supplies
+ Kit available for \$135.00

Prerequisites: Bead Embroidery
Skill Level: Intermediate
Technique: Bead Embroidery

Create this elegant and timeless design. The interplay between the marquise shaped labradorite, the hand cut mother of pearl fan focal and the frosted Swarovski stones has a soothing yet regal sort of feel.

Eleanor of Aquitaine Necklace




Fri 8/14 (10-5)
\$95.00 + supplies
+ Kit available for \$135.00

Prerequisites: Bead Embroidery
Skill Level: Intermediate
Technique: Bead Embroidery

This all day project creates a pretty big necklace. It is entirely wearable though and a very fun project, as it comes together from smaller, separately finished components.

Triumvirate Pendant Design Class



Sun 8/16 (10-5)
\$95.00 + supplies
+ Kit available for \$95.00

Prerequisites: Bead Embroidery
Skill Level: Intermediate
Technique: Bead Embroidery

This is a full day design class. Work with goodies including all sorts of focals, shaped beads, seed beads, leather for backing, raw silk cord to hang the pendants with, etc... and create your masterpiece.

Carole Tripp

CRAW Bracelet



Wed 8/19

(10-1) OR (6-9)

\$25.00 + supplies
Prerequisites: None
Skill Level: Beginner
Technique: Cubic RAW

Learn the basics of CRAW while making a bracelet. CRAW is the basis of many projects these days. Using various beads and bead sizes create different looks and will be discussed.

Liz Smith

Flirty Fringe Earrings

Sat 8/8 (10-5)
\$80.00 + supplies



Prerequisites: Peyote
Skill Level: All Skill Levels
Technique: Peyote, Brick Stitch

Learn to make these Native American inspired earrings. While building on basics, create original fringed earrings that reflect your personal style and taste!

Linda Kavalsky

Tasseled Pods

Sun 8/23 (10-5)

\$85.00 + supplies + \$15 materials fee

Prerequisites: Some Wire Work Experience
Skill Level: All Skill Levels
Technique: Sheet Metal Manipulation, Fusing, Soldering



Learn how to make pods out of domed metal disks. Solder the curves and add a bottom. Make 1 or a few. Use as a pendant or use the pods to set on a ring, earrings or bracelet. The size of the disk determines the pod size.

Freckled Pear Trunk Show

Aug 28-30 (during regular store hours)

Freckled Pear

Carousel Pendant

Fri 8/28 (10-1) OR (2-5)
\$35.00 + \$16 kit

Prerequisites: Needle & Thread Handling
Skill Level: All Skill Levels
Technique: Beadweaving



Think sundresses and sandals. Cotton candy and popcorn. Calliope music and a summer breeze. A whole afternoon of sun and laughter distilled into this beaded confectionery waltz.

Enchanted Pendant

Sat 8/29 (10-1) OR (2-5)
\$35.00 + \$16 kit

Prerequisites: Needle & Thread Handling
Skill Level: All Skill Levels
Technique: Beadweaving



If a spell could take physical form, we think it would look a lot like this pendant. This little gem has certainly enchanted us. Delicate starlike petals blossom out from a layered foundation and gently cradle the center stone.

Pendleton Bracelet

Sun 8/30 (12:30-4:30) \$45.00 + \$25 kit

Prerequisites: Needle & Thread Handling
Skill Level: All Skill Levels
Technique: Beadweaving



Traditional argyle has been translated into this fresh, feminine and slightly funky rendition. Layer by layer and row by row, this bracelet reveals its own interpretation of playful pattern.

Sprummer Classes



Mon	Tue	Wed	Thu	Fri	Sat	Sun
May				1	2	3 Carole Tripp Loom Beading (12:30-4:30)
4 CLOSED	5 Corinne Loomer Bead Embroidery Independent Study (11-3)	6	7	8	9 Marlene McCall Beading Basics (1-4)	10 Closed in Honor of Mother's Day
11 CLOSED	12 Beading at The Castle (11-3)	13 Carole Tripp Peyote Bead Bracelet (10-1) OR (6-9)	14	15	16 Franklin Martin Harley Quinn (10-5)	17 Franklin Martin Sun Spinner (10-5)
18 CLOSED	19	20	21 Marlene McCall Beading Basics (6-9)	22	23 Jo Ellen Lee Traditional Knotting with a Contemporary Twist (1-4)	24 Special Beading at The Castle (noon-5)
25 Memorial Day CLOSED	26 Beading at The Castle (11-3)	27	28	29	30 Special Beading at The Castle (11-5)	31
June						
1 CLOSED	2 Corinne Loomer Bead Embroidery Independent Study (11-3)	3	4 Marlene McCall Beading Basics (6-9)	5	6	7
8 CLOSED	9 Beading at The Castle (11-3)	10	11	12 Isabella Lam Mirage (10-5)	13 Isabella Lam Loreean (10-5)	14 Isabella Lam Angels Whisper (10-5)
15 CLOSED	16	17 Carole Tripp Square Stitch Bracelet (10-1) OR (6-9)	18 Marlene McCall Beading Basics II (6-9)	19	20 Special Beading at the Castle (noon-5)	21 CLOSED in honor of Father's Day
22 CLOSED	23 Beading at the Castle (11-3)	24 Carole Tripp RAW Embellished Bracelet (10-1) OR (6-9)	25	26 Julie Haymaker After the Rain (10-4)	27 Julie Haymaker Iron Butterfly (10-5)	28 Julie Haymaker Heart Attack (10-5)
29 CLOSED	30			Julie Haymaker Trunk Show		
July						
		1 Carole Tripp Herringbone Bracelet (10-1) OR (6-9)	2	3	4 Special Sale Event! 8am - Noon	5 Special Beading at The Castle (noon-5)
6 CLOSED	7 Corinne Loomer Bead Embroidery Independent Study (11-3)	8	9 Marlene McCall Beading Basics (6-9)	10 Cliff Swain-Salomon Ancres au Soleil Bracelet (10-5)	11 Cliff Swain-Salomon Caught in a Web Necklace (10-5)	12 Cliff Swain-Salomon California Poppy Earrings (10-5)
13 CLOSED	14 Beading at The Castle (11-3)	15	16 Nancy Cain Mystery Class (10-5)	17 Nancy Cain Master Class Engineering Vessels (10-5)	18 Nancy Cain Master Class (cont.) Engineering Vessels (10-5)	19 Nancy Cain Master Class (cont.) Engineering Vessels (10-5)
20 CLOSED	21	22 Marlene McCall Beading Basics (1-4)	23 Jo Ellen Lee Traditional Knotting with a Contemporary Twist (6-9)	24 Betty Stephan Nightingale Necklace (10-5)	25 Betty Stephan Gaia (10-5)	26 Betty Stephan Ariana (10-5)
27 CLOSED	28 Beading at The Castle (11-3)	29	30	31 Maggie Meister Galia Placido (10-5)	M. Meister Trunk Show	
August						
					1 Maggie Meister Il Segreto (10-5)	2 Maggie Meister Famese Cuff (10-5)
3 CLOSED	4 Corinne Loomer Bead Embroidery Independent Study (11-3)	5	6 Marlene McCall Beading Basics (6-9)	7	8 Liz Smith Flirty Fringe Earrings (10-5)	9
10 CLOSED	11 Beading at The Castle (11-3)	12	13 Kinga Nichols Carpé Diem Bracelet (10-5)	14 Kinga Nichols Eleanor of Aquitaine Necklace (10-5)	15 Kinga Nichols Sissi Necklace (10-5)	16 Kinga Nichols Triumvirate Pendant Design Class (10-5)
17 CLOSED	18	19 Carole Tripp CRAW Bracelet (10-1) OR (6-9)	20 Marlene McCall Beading Basics (6-9)	21	22	23 Linda Kavalsky Tasseled Pods (10-5)
24 CLOSED	25 Beading at The Castle (11-3)	26	27	28 Freckled Pear Carousel Pendant (10-1) OR (2-5)	29 Freckled Pear Enchanted Pendant (10-1) OR (2-5)	30 Freckled Pear Pendleton Bracelet (12:30-4:30)
31 CLOSED				Freckled Pear Trunk Show		